



Control Cabinet Air Conditioner KG 4340-400V



Product Features

| | |
|---------------------------|--|
| Brand Name: | SoliTherm ComPact |
| Order Number: | 43402001 |
| Color: | RAL 7035 |
| Housing Material: | Mild steel, powder coated |
| IP class EN 60529: | External circuit: IP 24 Internal circuit: IP 54 |
| Optional: | With stainless steel cover, part no.4340202 With integrated condensate evaporator part no. 43402101 |
| Approvals: | CE, cURus, RoHS |
| Accessories: | <p>Fibre filter media</p> <p>Aluminium Filter</p> <p>Filter holder</p>  |
| Taric Code: | 84158200 |

Technical data KG 4340-400V

| | |
|---------------------------------|--|
| Cooling capacity L35L35: | 4 kW @ 50 Hz 4 kW @ 60 Hz |
| Cooling capacity L35L50: | 3.18 kW @ 50 Hz 3.36 kW @ 60 Hz |
| Compressor: | Rotary piston compressor |
| Refrigerant / GWP: | R134a / 1430 |
| Refrigerant charge: | 810 g / 28.6 oz |
| High / low pressure: | 28 / 6 bar 406 / 88 psig |
| Temperature range: | +10°C - +55°C |
| Air volume flow: | Ambient air circuit 1,050 m ³ /h Cabinet air circuit 860 m ³ /h |
| Mounting: | External |
| Dimension HxWxD: | 1,230 x 500 x 340 mm |
| Weight: | 70 kg |
| Cut out dimensions: | 1,130 x 430 mm |
| Voltage / Frequency: | 400 V - 50 Hz 3~ 460 V - 60 Hz 3~ |
| Current L35L35: | 3.4 A @ 50 Hz 3.5 A @ 60 Hz |
| Starting current: | 8.5 A |
| Max. current: | 3.8 A @ 50 Hz 4.3 A @ 60 Hz |
| Nominal power L35L35: | 1.67 kW @ 50 Hz 2.07 kW @ 60 Hz |
| Max. power: | 2.16 kW @ 50 Hz 2.67 kW @ 60 Hz |
| Fuse: | 8 A (T) |
| Connection: | Connection terminal block |

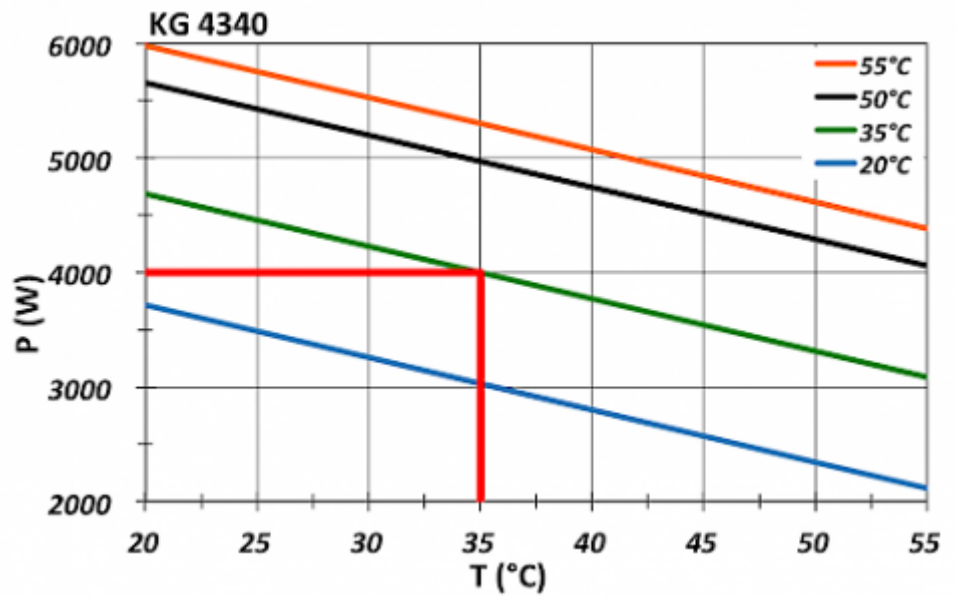
Please click on the graphics to download.

More CAD drawings can be found under [Product Download](#).

> [Overview product group Cabinet cooling units - ComPact Line](#)


Performance Graph:

T = Ambient temperature
P = Cooling capacity



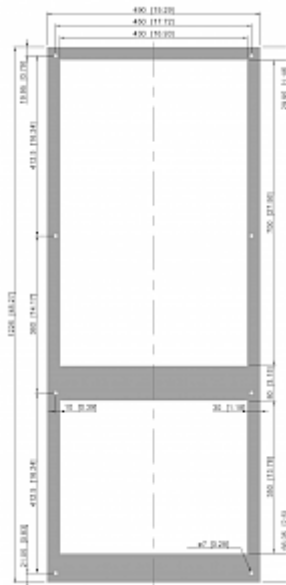
[click image to enlarge](#)

Air flow:



[click image to enlarge](#)

Cut out dimensions:



[click image to enlarge](#)