

## Control Cabinet Air Conditioner KG 4340-230V



### Product Description

<b>Brand name:</b>	SoliTherm ComPact
<b>Order Number:</b>	43400001
<b>Colour:</b>	RAL 7035
<b>Protection category IP (IEC 60 529):</b>	External circuit: IP 24 Internal circuit: IP 54
<b>Add-ons:</b>	With stainless steel cover, part no.4340002 with integrated condensate evaporator part no. 43400101
<b>Approvals:</b>	CE / cURus
<b>Customs tariff number:</b>	84158200
<b>Material housing:</b>	Mild steel, powder coated

## Technical data KG 4340-230V

<b>Cooling capacity / output L35L35:</b>	4 kW @ 50 Hz
	4 kW @ 60 Hz
<b>Cooling capacity / output L35L50:</b>	3.18 kW @ 50 Hz
	3.36 kW @ 60 Hz
<b>Compressor:</b>	Reciprocating compressor
<b>Refrigerant:</b>	R134a
<b>Refrigerant charge:</b>	1000 g
<b>Operating temperature range:</b>	+20°C - +55°C
<b>Max. air volume flow:</b>	Ambient air circuit: 1050 m <sup>3</sup> /h
	Cabinet air circuit: 860 m <sup>3</sup> /h
<b>Mounting:</b>	External
<b>Dimensions (H x W x D):</b>	1,230 x 500 x 340 mm
<b>Weight:</b>	69 kg
<b>Cut out dimensions:</b>	1,130 x 430 mm
<b>Rated operating voltage / frequency:</b>	230V - 50/60Hz
<b>Rated current L35L35:</b>	8.9 A @ 50 Hz
	10.2 A @ 60 Hz
<b>Starting current:</b>	29.6 A
<b>Max. current:</b>	14.2 A
<b>Power consumption L35L35:</b>	1,88 kW @ 50 Hz
	2,31 kW @ 60 Hz
<b>Max. power consumption:</b>	2,40 kW @ 50 Hz
	3,27 kW @ 60 Hz
<b>Fuse rating:</b>	20 A (T)
<b>Connection:</b>	Connection terminal block

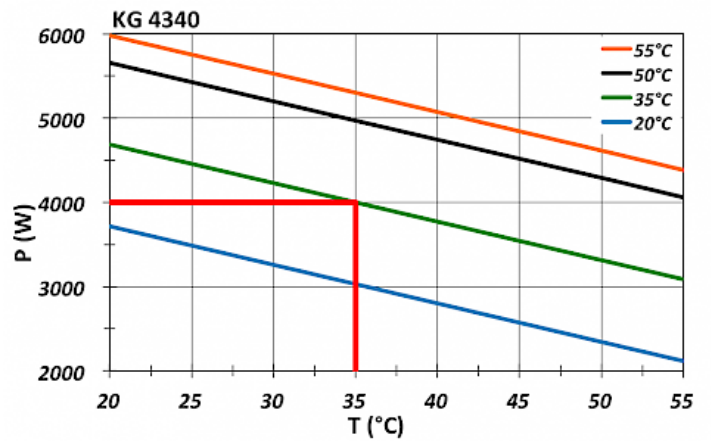
Click the graphics to download the originals.

More CAD graphics can be found on our [Products Downloads page](#).

> [Overview product group Cabinet cooling units - ComPact Line](#)

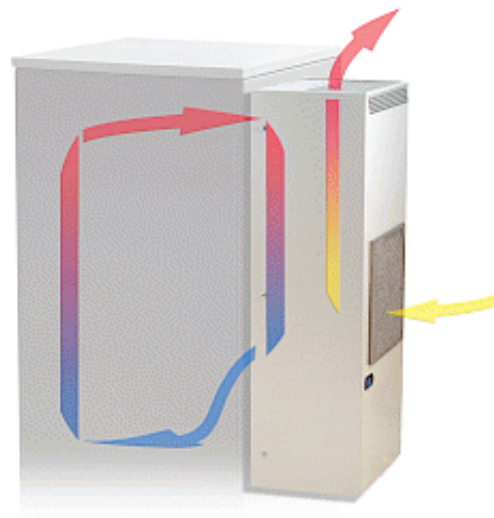
**Performance Graph:**

T = Ambient temperature  
P = Cooling capacity



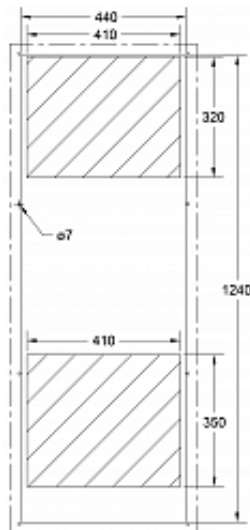
[click image to enlarge](#)

**Airflow diagram:**



[click image to enlarge](#)

**Cutout diagram:**



[click image to enlarge](#)

[Datasheet](#) created 27.04.2015 (15:09:40). Technical rights reserved.